



# LOADABLE DIMENSIONS GUIDE (Imperial)

DOMESTIC TRAILER  (Palletized loads)	Maximum Allowable Dimensions (in.)			Max. Allowable WEIGHT * (lbs.)			Pallets	
	Length	Width	Height	US	CN	MX	Single Stack	Double Stack
53FT STD DRY	630	99	108	44,000	46,000	57,320	30	60
53FT RAIL DRY	625	96	104	42,500	42,500	N/A	30	60
53FT REEFER	610	95	96	40,000	40,000	54,000		
<u>Mexico Only</u>								
48FT STD DRY	568	99	104			55,115	28	56
48FT REEFER	550	95	96			40,000		

\* PLLT Weight should be factored into the maximum truckload weight. Maximum weights vary by region.

All shipments from US points need to follow the US weight restrictions.

Vendor is responsible to ensure the order is properly packed and loaded to prevent any transit damage and tampering.

OCEAN CONTAINER  (Unitized w/o pallets)	Maximum Allowable Dimensions (in.)			Max. Allowable WEIGHT ** (lbs.)			Actual Dimensions (in.)
	Length	Width	Height	US	CN	MX	
20FT STD. DRY	228	90	92	36,000	46,000	47,339	232 x 92 x 93
40FT STD. DRY	470	90	92	42,500	46,000	47,339	474 x 92 x 94
40FT HC DRY	470	90	104	42,500	46,000	47,339	474 x 92 x x106
45FT HC DRY	530	90	104	42,500	46,000	47,339	534 x 92 x 106
40FT HC REEFER	452	88	96	41,400	46,000	47,339	456 x 90 x 100
40FT HC R SPECIAL FOR DRY ONLY	452	88	98	41,400			

\*\* Shipments to Morris IL (Depot 267): 20FT - 34,000; 40FT - 41,000; 40HC - 41,000; 45HC - 41,000.

Vendor is responsible to ensure the order is properly packed and loaded to prevent any transit damage and tampering.

Cargo weight must be distributed evenly in container. Airbags are the preferred dunnage to prevent load shift.

Maximum clamping capability is 78" and 2500 lbs. Minimum clamping capability is 21".

## CONTACTS

NLC@Costco.com - Load study requests, reviews or questions.

SupplierWorkshop@Costco.com - Supplier Workshop availability and scheduling.

Packaging@Costco.com - Pallet or packaging questions.

## DEPOTS

Name	Region	DRY	WET	Ecom
Atlanta, GA	SE	262	263	561
Dallas, TX	TE	288	289	794
Frederick, MD	NE	1052	1053	731
Mira Loma, CA	LA/SD	960	961	283
Monroe Twsp, NJ	NE	175	265	759
Morris, IL**	MW	267	268	758
Salt Lake City, UT	NW/SD	584	585	
Sumner, WA	NW	171	285	757
Tolleson, AZ	SD	936	260	
Tracy, CA	BA	179	172	725
Van Buren, MI	MW	1203	1204	
W. Palm Beach, FL	SE	174	280	
Langley, BC	WC	76	557	792
Vaughan, ON	EC	571	572	559
St. Bruno, QC	EC	573	574	
Airdrie, AB	WC	1034	1035	993
Tepeji, MX	MX	795	796	
Mira Loma, CA	MX	929	944	
Laredo, TX	MX	932	284	5313

## PORTS WITH AVAILABLE 45HC

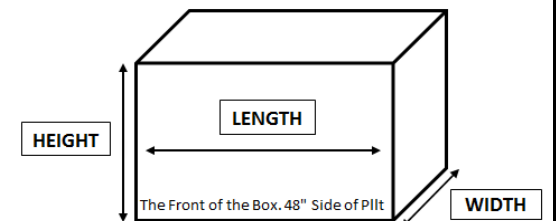
Hong Kong
Ningbo
Qingdao
Shanghai
Xiamen
Shenzhen / Yantian (Chiwan)

Costco requires iGPS, PECO, or CHEP U.S. BLOCK pallets throughout North America.



Pallet Load Weight 2,500 lbs. MAX.  
 Pallet load height not to exceed 58" (including pallet height.).  
 Pallet Load must be engineered to Double Stack  
 Stretch wrap load to pallet to prevent load shift.  
 Refer to the Structural Packaging Specifications for additional information.

L x W x H for Sell Unit, MPK & Pallet





## PREFERRED 53FT DRY TRAILER PALLET LAYOUT

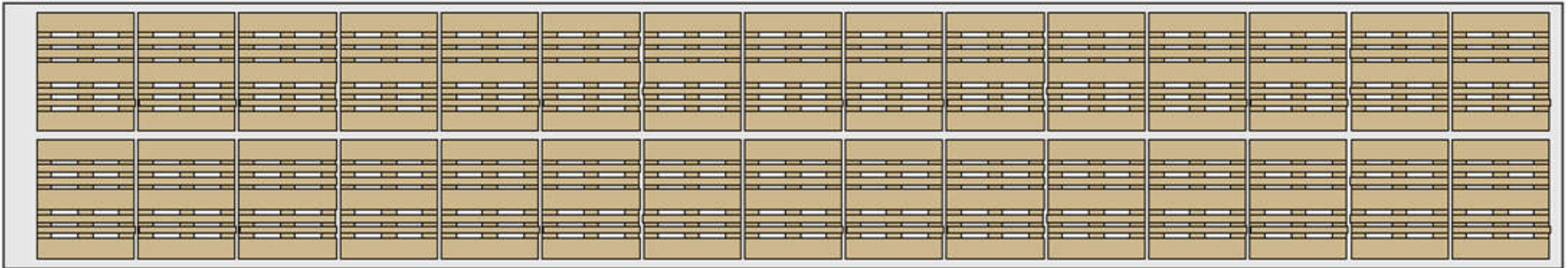
**A - IDEAL LAYOUT** - 30 Pallets Single Stack, 60 Pallets Double Stack: 2 Rows of 15 Pallets Sideways.

**B - OPTIONAL LAYOUT** - 28 Pallets Single Stack, 56 Double Stack: 8 sideways, 6 Straight, then Mirrored 6 Straight, 8 Sideways.

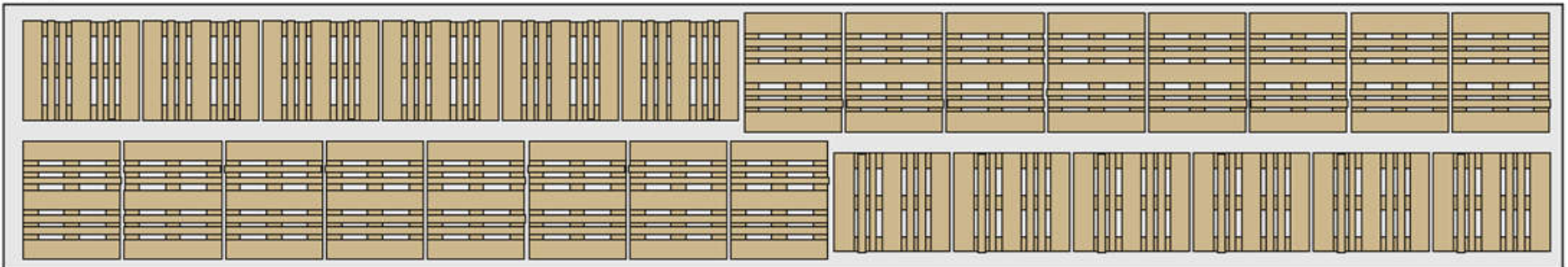
**C - OPTIONAL LAYOUT** - 28 Pallets Single Stack, 56 Pallets Double Stack: 4 sideways, 3 Straight, Then Mirrored 3 Straight, 4 Sideways and repeated.

**STANDARD BLOCK PALLET SIZE IS 48' X 40"**

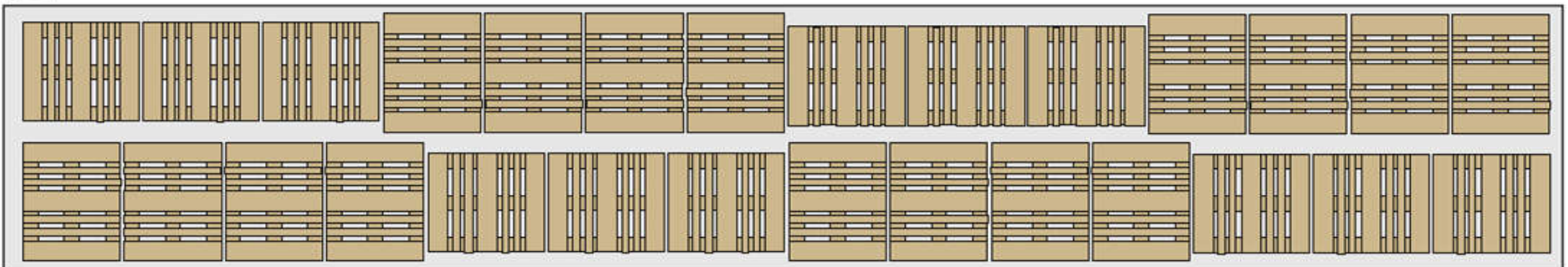
**A**



**B**



**C**





## US STANDARD ROUTING / LOGISTICS INSTRUCTIONS

### **Collect – Inbound to Costco Wholesale (Costco selects carrier and pays freight)**

This will serve as routing/logistics instructions when shipping your product to Costco Wholesale. These terms and conditions cannot be altered, changed, or deviated from without written consent from Costco. Deviations without prior approval from the Buyer, Traffic Department, or other authorized person will result in the issuance of chargeback's, which will be deducted from your invoice.

### **Routing will appear on Costco purchase orders in two ways:**

*Routing Instructions* - specifying a carrier will appear on some purchase orders.

OR

*Call Traffic* – The appropriate regional traffic department must be contacted (e-mail if possible) to determine routing (see Costco Regional Traffic / Logistics phone and fax list).

Routing requests from the vendor to Costco Traffic should include:

- Complete shipping facility name and address
- PO Number
- Type of load (pallet, slip, floor)
- If palletized or slip-sheeted and whether or not product will double stack
- Pieces, weight, and cube of the product (excluding pallet) and total weight and cube of entire shipment (including pallet weight and cube).
- Date the merchandise will be ready for pick up

Routing for Collect shipments requiring any “special handling” such as high cube, heavy haul, refrigerated, Keep-from-Freezing, Keep-from-Melting, ventilated trailers etc. should be verified with the traffic department regardless of the routing noted.

### **All Costco Wholesale orders are considered “Shipper load and Count”**

The Vendor is responsible to ensure the order is properly packed and loaded to prevent any transit damage and tampering. If blocking and bracing is required – this is to be done by the vendor or at the vendor's expense. It is also the responsibility of the vendor to ensure and accurate piece count of the load and the piece count must be clearly stated on the Bill of Lading. On shipments where vendors require driver count, vendor will be charged for associated costs. Please refer to the Costco Standard Terms Agreement (Page 1, Merchandise and Pallets #1, sec A; #7 Delivery).

### **All Costco Collect Shipments Require 2 Hours Free Time at Loading**

Any detention charges incurred after the 2-hour free time will result in the issuance of chargeback's, which will be deducted from your invoice.



## Less-than-Truck-Load (LTL)

FedEx Freight Economy is Costco's preferred LTL carrier for LTL shipments.

Vendor/shipper, please contact FedEx Freight **Economy** at (866) 393-4585 to arrange for pick-up. FedEx Freight **Economy** must be clearly written on the BOL or shipper risks being charged back for additional freight costs associated with shipping via incorrect service levels.

LTL shipments weighing 10,000 pounds or more, or taking up more than 12 pallet floor spaces "turned" in a trailer (if no overhang on pallet), must have routing verified by the Traffic department regardless of the routing noted on the purchase order.

## Small package purchase orders

For shipments weighing up to 150 pounds – use UPS Ground (unless product exceeds limitations of UPS Ground). Do not use UPS Freight for Costco LTL shipments (See above)

## COLLECT OR PREPAID SHIPMENTS

### Shipping / Arrival Dates

- Collect shipments – Requested ship dates must be met
- Prepaid shipments – Requested arrival dates must be met
- The buyer and/or the traffic department should be advised of any deviations.
- The vendor will be charged any additional freight charges incurred as a result of not adhering to the shipping/arrival dates.

### Back Orders / Split Shipments

- A Costco buyer, prior to shipping, must authorize any back order or split shipments.
- Any back order or split shipments resulting in additional freight charges will be charged to the vendor.

### Over Shipments, Unauthorized Substitutions, or Defective Goods

- Shipments will be returned at the vendor's expense.
- The vendor will be charged inbound and return freight charges and be subject to a handling fee.

### Air Shipments (Collect only)

- All collect air shipments must be authorized and arranged through the Costco Traffic Department.
- Any unauthorized shipments will be charged back to the vendor along with any handling cost.



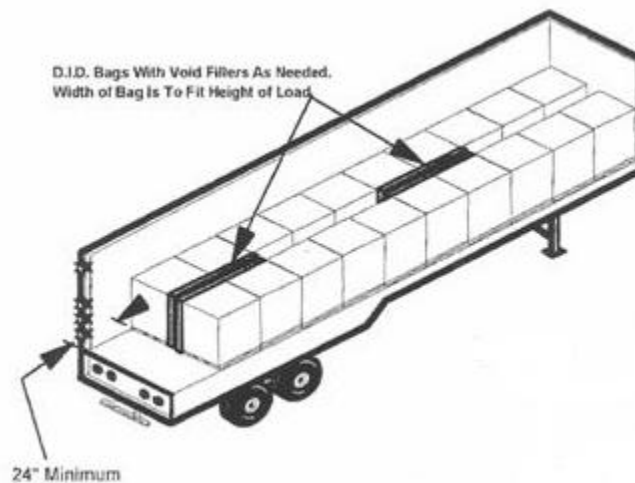
## Prepaid Shipment – Inbound to Costco Wholesale (Vendor selects carrier and pays freight)

The Vendor is responsible for arranging transportation and all other logistics in shipping the product from shipping origin to Costco.

Please refer to Costco Corporate Packaging Guidelines for complete packaging and pallet requirements

### Loading

- All load capacities should be based on maximum utilization of trailer space.
- Loads on pallets need to be turned in the trailer to maximize space. (Exceptions: Produce or Refrigerated loads should be pin-wheeled to maximize airflow and stability.)
- A vendor not utilizing maximum space available may be subject to any additional freight charges incurred.
- A Costco buyer, prior to shipping, must authorize any non-palletized shipments.
- Vendor is responsible to inspect all merchandise prior to shipment to ensure quality, safety, and conformity. Vendor must ensure that the merchandise is properly packed and loaded to prevent transit damage and tampering. Vendor should utilize airbags or Styrofoam blocks to prevent load shift. Any refusals or issues resulting from failure to do the above will result in a charge back to the vendor for all associated costs to rework, deliver, or return the merchandise.





**Collect or Prepaid  
Bill of Lading**

Information Required:

- Costco's purchase order number
- Description of product
  - Costco's item number(s), as well as description(s) of product must appear together.
  - Actual scale weights
  - Complete origin address and destination address
- Zip Codes

Accurate zip codes for both origin and destination must appear on the Bill of Lading.

- Multiple Purchase Orders

All packages consigned to the same location should be consolidated on one bill. **(LTL shipments if your shipment exceeds 10,000 lbs or more than 12 pallet spaces you must contact the Costco Traffic department for approval to book LTL prior to shipping.)**



## Delivery Appointments

All Costco locations require that delivery appointments be secured at least two business days prior to planned delivery.

## Delivery to Costco Warehouses

All Costco Merchandise should be shipped on pallets. A Costco buyer must authorize all non-palletized shipments

## Delivery to Costco Warehouses

Costco Depots must be informed of the correct type of delivery appointments at the time of the carrier's appointment request. Incorrect appointment types will result in load refusals.

### Correct Appointment types:

- Pallet Appointments Entire load must be palletized
- Floor Load Load is entirely loose cartons or is a mixed configuration of Pallet/Slip sheet

### Trailer types that cannot be received at Costco Depots:

- Any trailer not dock height – Trailers must align with warehouse dock plate.
- Lift Gate - All trailers with a lift gate will be refused
- Retail branded Trailers - Trailers with any other retailers logo/brand
- Soft Sided/Curtain Trailers
- Moving Vans
- Trailers with interior shelving
- Trailers with rollers in the floor (air freight trailers)
- Flatbed Trailers



**Please Note:**

**Shipments received on pallets not meeting Costco Specifications will be refused.**

**Vendors shipping on bad pallets are subject to charges for labor and materials to re-palletize/rework/redeliver load.**

- A Costco buyer must authorize all non-palletized shipments. Vendors shipping on slip-sheets, unitized, or floor load must have authorization from the buyer prior to shipping.

**Efficient Handling**

Optimum pallet handling is a “NO TOUCH” pallet, delivered to our door, meeting the following conditions:

- **Quality Pallet** - pallets that meet our criteria (preferred 4 way entry/block style)
  - Please refer to Costco Corporate Packaging Guidelines for complete pallet requirements.
- **Stretch wrapped and/or tied to prevent movement.**
  - Extend shrink wrap
  - A minimum .79 gauge stretch film, wrapped three times, or the equivalent in performance.
- **No overhang or under hang of product on pallet.**
- **Tie/High that maximizes pallet capacity.**
- **Optimizes cube**
  - Dry Loads: As close to but not more than 52” high, including pallet height\*
  - Refrigerated Loads: As close to but not more than 48” high, including pallet height\*
- **Allows double stacking**
  - Support Posts
  - Top Cap
- **Full/Flat layer**
  - Chimney tops
  - Distribution quantities adjusted to flat layers for Depot shipping.

**Any exceptions to these standards must be pre-authorized  
by the buyer and/or traffic BEFORE shipping**





## Vendor Freight Chargeback's

The following circumstances require that a freight chargeback to the vendor be initiated. Please note the justification for these chargeback's as outlined in our Costco Wholesale Standard Terms Agreement or other authorization as noted below.

**Origin Detention** – Loading appointments along with in and out time stamps are highly recommended. Detention starts once the two-hour free time has expired. Costco pays carrier detention invoices when the carrier can provide supporting documentation. A claim can only be filed when written proof is provided that the detention charges are incorrect.

**Reworks, Overages** - Please refer to Costco Wholesale's standard terms in section 12.  
*REJECTION/MERCHANDISE RETURN*

**Short Received** – PO's that are received short will have the freight charges associated with the missing merchandise charged back to the vendor.

**Merchandise refusals, Load shift in transit** – Please refer to Costco Wholesale's standard terms in section 1.  
*MERCHANDISE AND PALLETS*

**TONU (Truck order not used), Layover** – Based on documentation received from the freight carrier, vendor will be subject to charges associated with a vehicle ordered not used or layover charges when merchandise is not ready to ship on requested ship day.



## REGIONAL TRAFFIC CONTACTS

				Dry Depot	Refrigerated Depot
<b>NORTHWEST REGION / SALT LAKE CITY</b>				<b>#171 - Sumner, WA</b> 253.826.6555	<b>#285 - Sumner, WA</b> 253.826.7923
Lane McFadden	425.313.8113	<a href="mailto:lmcfadden@costco.com">lmcfadden@costco.com</a>	<b>#254 - Salt Lake City, UT</b> 801.333.3560	<b>#585 - Salt Lake City, UT</b> 801.333.3560	
Fax	425.313.8441		<b>#283 - Ecomm - Mira Loma</b> 951.361.3606	<b>#561 - Ecomm - Atlanta</b> 404.461.0000	
<b>BAY AREA REGION</b>				<b>#179 - Tracy, CA</b> 209.835.5697	<b>#172 - Tracy, CA</b> 209.835.7292
Erma Cook	925.456.7288	<a href="mailto:ecook@costco.com">ecook@costco.com</a>			
Jeff Hardebeck	925.456.7289	<a href="mailto:jhardebeck@costco.com">jhardebeck@costco.com</a>			
Fax	925.443.8108				
<b>LOS ANGELES REGION</b>				<b>#960 - Mira Loma, CA</b> 951.361.3600	<b>#961 - Mira Loma, CA</b> 951.361.3629
Renee Lennon	714.741.7705	<a href="mailto:rlennon@costco.com">rlennon@costco.com</a>			
Otto Pitzen	714.741.7783	<a href="mailto:otto.pitzen@costco.com">otto.pitzen@costco.com</a>			
Fax	714.534.3173				
<b>SAN DIEGO &amp; MEXICO REGIONS / SALT LAKE CITY</b>				<b>#960 - Mira Loma, CA</b> 951.361.3600	<b>#961 - Mira Loma, CA</b> 951.361.3600
Royah Roberts	858.812.1210	<a href="mailto:rroberts@costco.com">rroberts@costco.com</a>	<b>#936 - Tolleson, AZ</b> 623.293.1113	<b>#260 - Tolleson, AZ</b> 623.293.1113	
Fax	858.812.1307		<b>#584 - Salt Lake City, UT</b> 801.333.3560	<b>#585 - Salt Lake City, UT</b> 801.333.3560	
			<b>#929 - (MX) Mira Loma, CA</b> 951.361.3600(#960)	<b>#944 - (MX) Mira Loma, CA</b> 961.361.3600(#960)	
			<b>#932 - Laredo, TX</b> 210.717.3158	<b>#284 - Laredo, TX</b> 956.722.2291	
			<b>#795 Mexico City</b> 011.52.555.884.6441	<b>#796 Mexico City</b> 011.52.555.884.6441	
<b>MIDWEST REGIONS</b>				<b>#267 - Morris, IL</b> 815.710.2020	<b>#268 - Morris, IL</b> 815.710.2020
Daniel Coleman	630.581.6267	<a href="mailto:dcolemax@costco.com">dcolemax@costco.com</a>			
Fax	630.581.6351				
<b>TEXAS REGIONS</b>				<b>#288 - Dallas, TX</b> 972.587.1811	<b>#289 - Dallas, TX</b> 972.587.1811
Martha Shea	972.246.1036	<a href="mailto:mshea@costco.com">mshea@costco.com</a>			
Fax	972.246.0000				
<b>NORTHEAST REGION</b>				<b>#175 - Monroe Township, NJ</b> 732.992.2052	<b>#265 - Monroe Township, NJ</b> 732.992.2052
Joanne Zuleger	703.406.6810	<a href="mailto:jzuleger@costco.com">jzuleger@costco.com</a>	<b>#1052 - Frederick, MD</b> 301.631.7460	<b>#1053 - Frederick, MD</b> 301.631.7460	
Kelly Groth	703.406.6892	<a href="mailto:kgroth@costco.com">kgroth@costco.com</a>			
Fax	703.406.6938				
<b>SOUTHEAST REGION</b>				<b>#262 - College Park, GA</b> 404.461.0050	<b>#263 - College Park, GA</b> 404.461.0050
For CWI and Apparel orders contact Northeast Regional Traffic				<b>#174 - W. Palm Beach, FL</b> 561.273.2525	<b>#280 - W. Palm Beach, FL</b> 561.273.2520
Vanessa Osborne	770.905.8856	<a href="mailto:vosborne@costco.com">vosborne@costco.com</a>			
Fax	770.905.8895				
<b>WESTERN CANADA REGION</b>				<b>#76 - Langley, BC</b> 604.888.6644	<b>#557 - Langley, BC</b> 604.888.6644
Pat Rutter	604.444.9327	<a href="mailto:prutter@costco.com">prutter@costco.com</a>		<b>#75 Calgary</b> 403.203.2612	
Susanna Kwong	604.444.9356	<a href="mailto:skwong@costco.com">skwong@costco.com</a>			
Fax	604.444.9473		<b>#1034 - Airdrie, AB</b> 403.945.4267	<b>#1035 - Airdrie, AB</b> 403.945.4267	
<b>EASTERN CANADA REGION</b>				<b>#571 - Brampton, ON</b> 905.792.9744	<b>#572 Brampton, ON</b> 905.792.9744
Collin Mohan	613.221.2077	<a href="mailto:cmohan@costco.com">cmohan@costco.com</a>	<b>#573 - St. Bruno, PQ</b> 450.461.3861	<b>#574 - St. Bruno, PQ</b> 450.461.3861	
Jennifer Demers	613.221.2986	<a href="mailto:jdemers@costco.com">jdemers@costco.com</a>			
Kerri Whettel	613.221.2246	<a href="mailto:kwhettel@costco.com">kwhettel@costco.com</a>			
Eric Mailhot	613.221.2248	<a href="mailto:emailhot@costco.com">emailhot@costco.com</a>			
Kim Duquette	613.221.2245	<a href="mailto:kim.duquette@costco.com">kim.duquette@costco.com</a>			
Edna Wong	613.221.2373	<a href="mailto:edna.wong@costco.com">edna.wong@costco.com</a>			
Donald Smeth	613.221.2247	<a href="mailto:donald.smeth@costco.com">donald.smeth@costco.com</a>			
Eric Mailhot	613.221.2248	<a href="mailto:emailhot@costco.com">emailhot@costco.com</a>			
Fax	613.221.2278				



## US DEPOT LISTING

Depot #	Type	Name	Region	Address	City	State	Zip	Phone #
171	Dry	Sumner	NW	4000-B 142nd Ave E	Sumner	WA	98390	(253) 826-6500
285	Wet	Sumner	NW	4000-A 142nd Ave E	Sumner	WA	98390	(253) 826-7921
286	Meat	Sumner	NW	4000-A 142nd Ave E	Sumner	WA	98390	(253) 826-7921
179	Dry	Tracy	BA	25862 South Schulte Court	Tracy	CA	95377	(209) 835-6354
172	Wet	Tracy	BA	25862 South Schulte Court	Tracy	CA	95377	(209) 835-7292
270	Meat	Tracy	BA	25862 South Schulte Court	Tracy	CA	95377	(209) 835-7292
210	Meat Plant	Tracy	BA	17880 West Schulte Rd	Tracy	CA	95377	(209) 835-7292
960	Dry	Mira Loma	LA/SD	11600-A Riverside Dr	Mira Loma	CA	91752	(951) 361-3606
961	Wet	Mira Loma	LA/SD	11600-B Riverside Dr	Mira Loma	CA	91752	(951) 361-3612
276	Meat	Mira Loma	LA/SD	11600-B Riverside Dr	Mira Loma	CA	91752	(951) 361-3612
910	CWI	National City	WEST	1001 West 19th St	National City	CA	91950	(619) 336-3360
936	Dry	Tolleson	SD	8400 West Sherman	Tolleson	AZ	85353	(623) 293-1100
260	Wet	Tolleson	SD	8400 West Sherman	Tolleson	AZ	85353	(623) 293-1100
261	Meat	Tolleson	SD	8400 West Sherman	Tolleson	AZ	85353	(623) 293-1100
584	Dry	Salt Lake City	NW/SD	5995 West 300 South St	Salt Lake City	UT	84104	(801) 333-3561
585	Wet	Salt Lake City	NW/SD	5995 West 300 South St	Salt Lake City	UT	84104	(801) 333-3561
586	Meat	Salt Lake City	NW/SD	5995 West 300 South St	Salt Lake City	UT	84104	(801) 333-3561
288	Dry	Dallas	TX	3730 Mountain Creek Pkwy	Dallas	TX	75236	(972) 587-1801
289	Wet	Dallas	TX	3730 Mountain Creek Pkwy	Dallas	TX	75236	(972) 587-1801
789	Meat	Dallas	TX	3730 Mountain Creek Pkwy	Dallas	TX	75236	(972) 587-1801
267	Dry	Morris	MW	3800 North Division	Morris	IL	60450	(815) 710-2002
268	Wet	Morris	MW	3800 North Division	Morris	IL	60450	(815) 710-2051
266	Meat	Morris	MW	3800 North Division	Morris	IL	60450	(815) 710-2051
175	Dry	Monroe Township	NE	10 Costco Drive	Monroe Township	NJ	08831	(732) 992-2070
265	Wet	Monroe Township	NE	12 Costco Drive	Monroe Township	NJ	08831	(732) 992-2000
269	Meat	Monroe Township	NE	12 Costco Drive	Monroe Township	NJ	08831	(732) 992-2000
196	CWI	Monroe Township	EAST	250 C Possum Hollow rd	Monroe Township	NJ	08831	(732) 992-2100
1052	Dry	Frederick	NE	5236 Intercoastal Dr	Monrovia	MD	21770	(301) 631-7460
1053	Wet	Frederick	NE	5236 Intercoastal Dr	Monrovia	MD	21770	(301) 631-7460
262	Dry	College Park	SE	4250 S Fulton Pkwy	Union City	GA	30349	(404) 461-0000
263	Wet	College Park	SE	4250 S Fulton Pkwy	Union City	GA	30349	(404) 461-0065
264	Meat	College Park	SE	4250 S Fulton Pkwy	Union City	GA	30349	(404) 461-0065
174	Dry	West Palm Beach	SE	5851 45th St	West Palm Beach	FL	33407	(561) 273-2520
280	Wet	West Palm Beach	SE	5851 45th St	West Palm Beach	FL	33407	(561) 273-2520
281	Meat	West Palm Beach	SE	5851 45th St	West Palm Beach	FL	33407	(561) 273-2520
932	Dry	Laredo	MX	8510 El Gato Rd	Laredo	TX	78045	(956) 728-1732
284	Wet	Laredo	MX	8510 El Gato Rd	Laredo	TX	78045	(956) 222-2291
283	Ecomm	Mira Loma	LA/SD	11600 Riverside Dr	Mira Loma	CA	91752	(951) 361-3606
561	Ecomm	Atlanta	SE	4250 S Fulton Parkway	College Park	GA	30349	(404) 461-0000



## CANADA DEPOT LISTING

Depot #	Type	Name	Region	Address	City	State	Zip	Phone #
76	Dry	Langley	WC	20313 100 A Ave	Langley	BC	V1M 3Y6	(604) 888-6644
557	Wet	Langley	WC	20313 100 A Ave	Langley	BC	V1M 3Y6	(604) 888-6644
1034	Dry	Airdrie	WC	1003 East Lake Blvd. NE	Airdrie	AB	T4A 0G2	(403) 945-4267
1035	Wet	Airdrie	WC	1003 East Lake Blvd. NE	Airdrie	AB	T4A 0G2	(403) 945-4267
1036	Meat	Airdrie	WC	1003 East Lake Blvd. NE	Airdrie	AB	T4A 0G2	(403) 945-4267
571	Dry	Brampton	EC	8495 Goreway Dr.	Brampton	ON	L6T 5N8	(905) 792-9744
572	Wet	Brampton	EC	8495 Goreway Dr.	Brampton	ON	L6T 5N8	(905) 792-9744
575	Meat	Brampton	EC	8495 Goreway Dr.	Brampton	ON	L6T 5N8	(905) 792-9744
573	Dry	St Bruno	EC	1251 Des Promenades Blvd	St Bruno	PQ	J3V 6H1	(450) 461-3469
574	Wet	St Bruno	EC	1251 Des Promenades Blvd	St Bruno	PQ	J3V 6H1	(450) 461-3469
576	Meat	St Bruno	EC	1251 Des Promenades Blvd	St Bruno	PQ	J3V 6H1	(450) 461-3469